
















































Colleges In North Carolina: GPA & Test Score Tiers

GPA & ACT/SAT averages of college freshmen classes based on information found on institutions' websites and www.collegeboard.org. The GPA is the average weighted GPA. The ACT scores reported are the average composite scores. The SAT scores reported are reflective of the *new* SAT. The scores are the combined averages of the Reading & Writing and Math sections. These ACT and SAT ranges represent the middle 50% of students admitted to the college or university. Remember that in addition to improving your grades and retaking tests, there are other ways to boost your college applications. Do not be discouraged if your scores do not currently align with some colleges on this list.

Open Admissions <i>No minimum GPA requirement</i>	Avg. GPA: 2.5-2.9	3.0-3.2	3.3-3.6	3.6-3.9	4.0+
	ACT: 17-20 SAT: 800-950	18-24 900-1100	20-26 1000-1200	22-28 1100-1300	28+ 1250+
All North Carolina Community Colleges <i>Example:</i> Wake Tech	        	            	          UNIVERSITY of NORTH CAROLINA PEMBROKE	 THE UNIVERSITY of NORTH CAROLINA GREENSBORO          	   WAKE FOREST UNIVERSITY  Avg. GPA: 4.4+ 